



















Exploring Two-Variable Data

AP Statistics · Vocabulary

English	中文	Pinyin
 associated	关联	guān lián
 explanatory variable	解释变量	jiě shì biàn liàng
 response variable	响应变量	xiǎng yìng biàn liàng
 two-way table	双向表	shuāng xiàng biǎo
 marginal distributions	边缘分布	biān yuán fēn bù
 conditional distribution	条件分布	tiáo jiàn fēn bù
 Segmented bar charts	分段条形图	fēn duàn tiáo xíng tú
 scatterplot	散点图	sàn diǎn tú
 correlation coefficient	相关系数	xiāng guān xì shù
 least-squares regression line	最小二乘回归 线	zuì xiǎo èr chéng huí guī xiàn
 slope	斜率	xié lǜ
 y-intercept	截距	jié jù
 extrapolation	外推	wài tuī
 residual	残差	cán chà
 residual plot	残差图	cán chà tú
 coefficient of determination	决定系数	jué dìng xì shù
 high-leverage	高杠杆	gāo gàng gǎn
 influential	有影响的	yǒu yǐng xiǎng de