Natural Selection

AP Biology

Introduction to Natural Selection

Evolution is a change in the heritable traits of a population over generations. **Natural selection** is its main driver: individuals vary, some variations are heritable, more offspring are produced than survive, and those with traits better suited to the environment survive and reproduce more. Over time, helpful traits become more common.

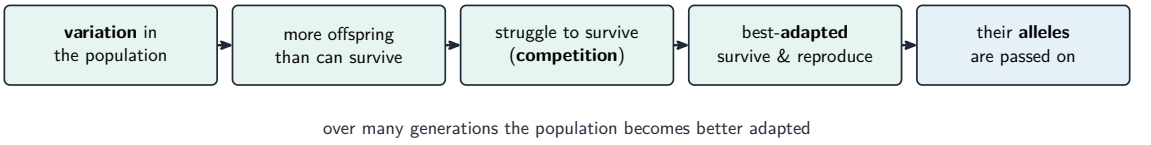

Natural selection: the best-adapted survive, reproduce, and pass on their alleles

Natural Selection

Peppered moth dark form (carbonaria) – industrial melanism is a classic natural-selection case study

Selection acts on **variation**. **Fitness** means reproductive success, not strength. Selection comes in modes: **directional** (favors one extreme), **stabilizing** (favors the average), and **disruptive** (favors both extremes). The environment does the "selecting," so a trait that helps in one setting may not in another. Well-suited traits are **adaptations**.

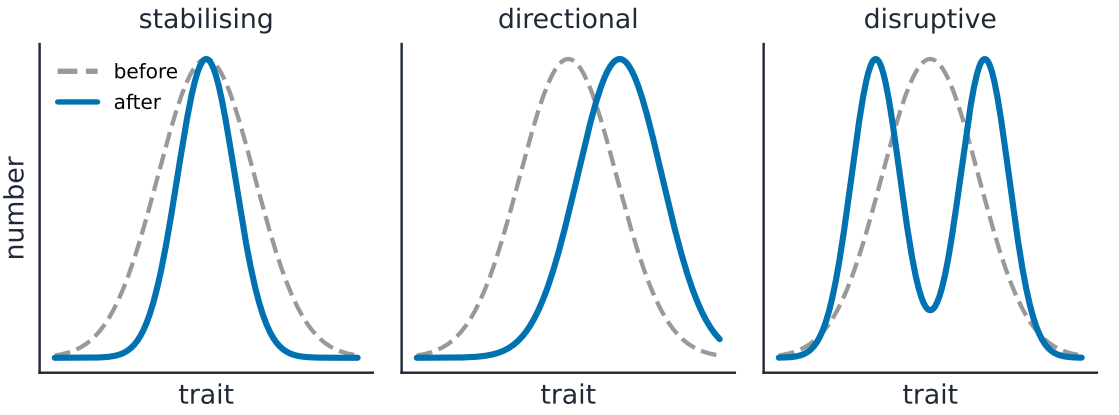

Stabilising, directional, and disruptive selection

Artificial Selection

In **artificial selection** , humans – not nature – choose which individuals breed, selecting for desired traits (crops, livestock, dogs). It works the same way as natural selection and, being fast and visible, is strong evidence that selection can reshape populations.



Selective breeding makes a wanted feature more common over generations

Population Genetics

Population genetics studies the pool of alleles in a population. Evolution is a change in **allele frequencies** over time. Besides natural selection, allele frequencies change through **mutation** (new alleles), **gene flow** (migration), and **genetic drift** (random change, strongest in small populations – the bottleneck and founder effects).

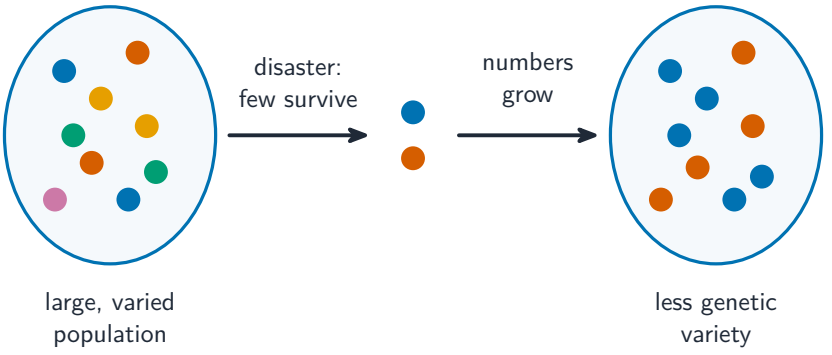

A population bottleneck reduces genetic variety

Hardy-Weinberg Equilibrium

The **Hardy–Weinberg** - model gives the allele and genotype frequencies expected when a population is **not** evolving. With allele frequencies p and q ($p+q=1$):

$$p^2 + 2pq + q^2 = 1,$$

where p^2 and q^2 are the homozygotes and $2pq$ the heterozygotes. It holds only under five conditions (no selection, no mutation, no migration, random mating, large population); when real data differ from the prediction, the population **is** evolving.

> **Worked example.** In a population, 16% of individuals show the recessive phenotype, so $q^2 = 0.16$ and $q = \sqrt{0.16} = 0.4$. Then $p = 1 - q = 0.6$. The predicted **carrier** frequency (heterozygotes) is $2pq = 2(0.6)(0.4) = 0.48$, i.e. 48%, and the homozygous dominants are $p^2 = 0.6^2 = 0.36$, i.e. 36%. As a check, $0.36 + 0.48 + 0.16 = 1$. This is the standard route: recessive phenotype $\to q^2 \to q \to p \to$ everything else.

$$p + q = 1$$
$$p^2 + 2pq + q^2 = 1$$

p	frequency of allele *A*
q	frequency of allele *a*
p^2	frequency of genotype *AA*
$2pq$	frequency of genotype *Aa*
q^2	frequency of genotype *aa*

H–W equilibrium: no selection, mutation, migration, drift, or non-random mating

Hardy–Weinberg: allele frequencies p and q give genotype frequencies p^2, $2pq$, q^2

Evidence of Evolution

Archaeopteryx fossil: feathers plus reptilian features – evidence of common ancestry

Multiple independent lines support evolution: the **fossil record**, **homologous structures** (shared anatomy from common ancestry), **vestigial structures**, shared **embryology**, and molecular evidence – the near-universal genetic code and matching DNA/protein sequences.

Common Ancestry

All life shares a **common ancestor** , shown by universal features: the same DNA/RNA machinery, the same genetic code, ribosomes, and core metabolic pathways in all organisms. The more features and sequences two species share, the more recently they diverged.

Archaeopteryx: transitional fossils link major groups and support common ancestry

Continuing Evolution

Antibiotic sensitivity plate: clear zones show which antibiotics kill the bacteria

Evolution is ongoing and observable: antibiotic-resistant bacteria, pesticide-resistant

insects, and rapid changes in fast-breeding species. Because environments keep changing, selection keeps acting – evolution has no endpoint.

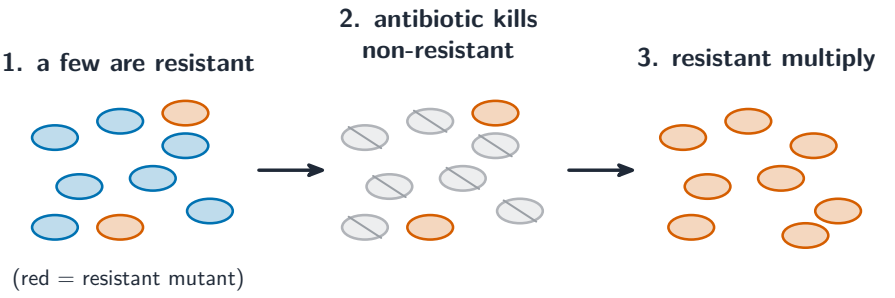

How antibiotic resistance spreads through a population by natural selection

Phylogeny

A **phylogenetic tree** (cladogram) diagrams evolutionary relationships, with branch points marking common ancestors and shared derived traits grouping related species. Trees are hypotheses, revised as new (especially molecular) data arrive.

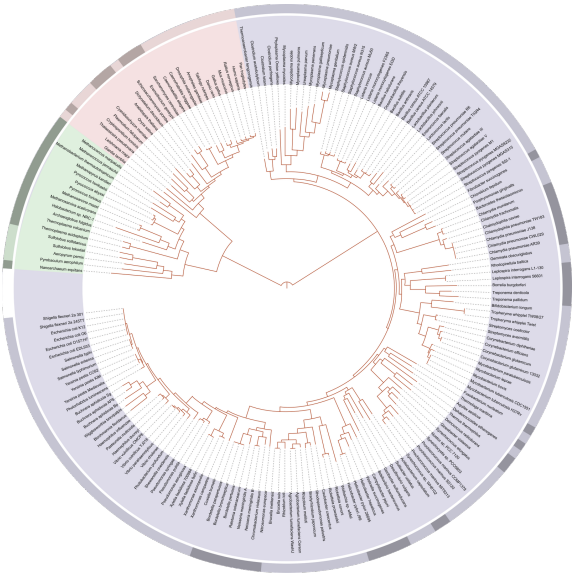

The tree of life: phylogeny groups organisms by shared ancestry from a common origin

Speciation

Speciation is the origin of new species, usually when populations become **reproductively isolated** and diverge. **Allopatric** speciation follows a geographic split; **sympatric** speciation happens without one. Once populations can no longer interbreed, they are separate species.

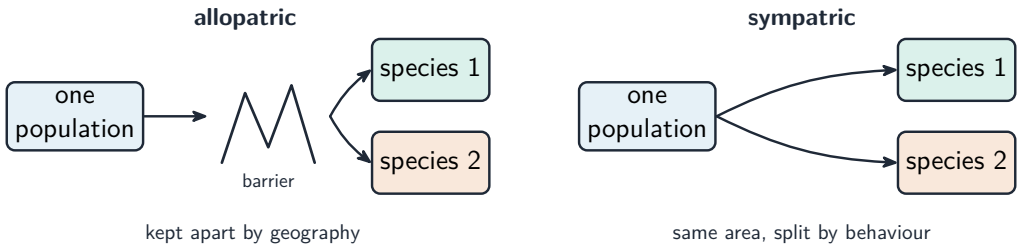

Allopatric and sympatric speciation

Variations in Populations

Genetic **diversity** helps a population survive change – if conditions shift, some variants may already be suited to them. Low diversity (as in an endangered species) leaves a population vulnerable. Variation arises from mutation and the reshuffling of meiosis and sexual reproduction.

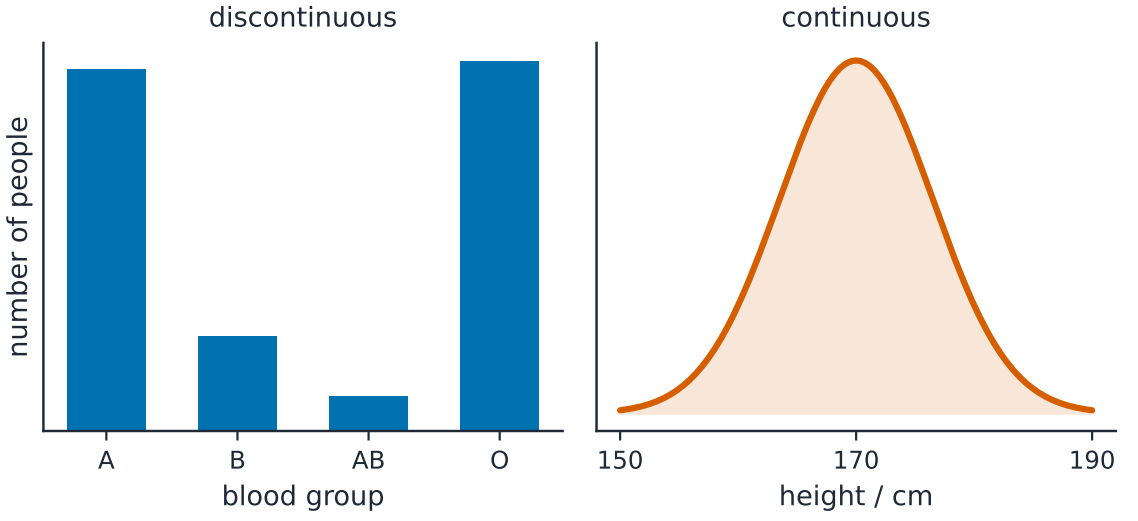

Discontinuous and continuous variation

Origins of Life on Earth

Evidence suggests early Earth's conditions could form simple organic molecules (the Miller–Urey type experiments), which assembled into polymers, then self-replicating **RNA** (the "RNA world"), and eventually membrane-bound cells. The first cells were prokaryotes; eukaryotes arose later through **endosymbiosis** .

Stromatolites: layered microbial mats are among the oldest evidence of life on Earth

A hydrothermal vent: hot chemical-rich water may have powered early metabolism at life's origin

Exam tips

- State natural selection cleanly: **variation → differential survival and reproduction → helpful traits become common**.
- **Fitness = reproductive success**, not strength or health.
- Evolution is a change in **allele frequencies** in a **population** – individuals do not evolve.

- Use **Hardy–Weinberg** ($p^2 + 2pq + q^2 = 1$): start from the recessive phenotype $q^2 \to q \to p$.
- Cite independent **evidence** (fossils, homologous structures, DNA) and explain speciation via reproductive isolation.