




1 The pictogram shows the number of goals scored by teams *A*, *B* and *C*.

Team	Goals
<i>A</i>	
<i>B</i>	
<i>C</i>	
<i>D</i>	

Key :  represents 4 goals

(a) Work out the number of goals scored by team *B*.

..... [1]

(b) Teams *A*, *B*, *C* and *D* scored a total of 43 goals.

Complete the pictogram.